
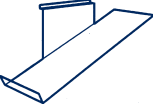
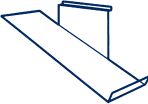

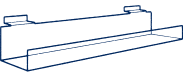



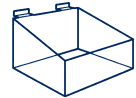


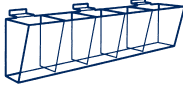
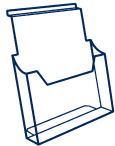
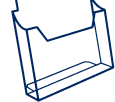

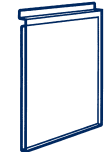
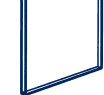


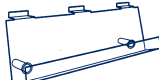




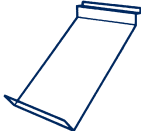

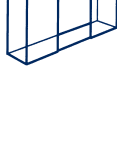


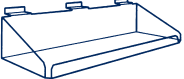
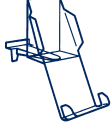


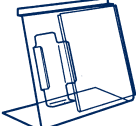


ACRYLIC ACCESSORIES





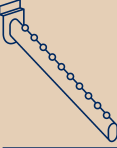




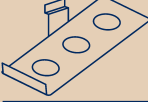






DESIGNED TO FIT EUREKA SLATTED WALL PANELS ONLY

	PART No.	DESCRIPTION <i>(all measurements in mm)</i>
	EA200	Flat Shelf 125D x 250W
	EA202L	Sloping Shoe Shelf LH 100D x 275W
	EA202R	Sloping Shoe Shelf RH 100D x 275W
	EA203	Display Tray 30H x 100D x 300W
	EA204	Lipped Shelf 80H x 100D x 590W
	EA205	Card Pocket 60H x 40D x 600W
	EA206	Card Pocket 60H x 40D x 1000W
	EA207	Deep Card Pocket 85H x 40D x 600W
	EA208	Deep Card Pocket 85H x 40D x 1000W
	EA210	Bin 150H x 200D x 250W
	EA212	Deep Shelf 300D x 600W
	EA215	5 Compartment Display Case 150H x 100D x 600W
	EA217	Leaflet Holder 1/3 A4 145H x 30D x 110W
	EA218	Leaflet Holder A5 145H x 30D x 160W
	EA219	Leaflet Holder A4 190H x 30D x 230W
	EA220	Showcard Holder 1/3 A4 210H x 100W
	EA221	Showcard Holder A5 210H x 150W
	EA222	Showcard Holder A4 300H x 210W
	EA225	Magazine Rack 180H x 90D x 600W
	EA226	Magazine Rack 180H x 90D x 1000W

	PART No.	DESCRIPTION <i>(all measurements in mm)</i>
	EA227	Shelf with Supports 50H x 150D x 300W
	EA228	Shelf with Supports 80H x 300D x 300W
	EA229	Shelf with Supports & Lip 150D x 300W
	EA230	Shelf with Supports & Lip 300D x 300W x 300W
	EA231	Projecting Sloping Shoe Shelf 300D x 150W
	EA232	Leaflet Holder (formed) 1/3 A4 160H x 30D x 112W
	EA233	Leaflet Holder (formed) A5 160H x 30D x 162W
	EA234	Leaflet Holder (formed) A4 240H x 30D x 232W
	EA236	Spectacle Display - Closed 70H x 30D x 600W
	EA237	Tray with Front Lip 125H x 200D x 500W
	EA238	Rotating Mobile Phone Holder 175H x 70W
	EA239	Display Rail 600W
	EA240	3 Tier Card Rack 400H x 30D x 600W
	EA241	Mobile Phone display with A5 Poster Holder 230H x 23W

METAL ACCESSORIES

DESIGNED TO FIT EUREKA SLATTED WALL AND RETRO WALL PANELS ONLY AVAILABLE IN CHROME, WITE, BLACK & SILVER

	PART No.	DESCRIPTION <i>(all measurements in mm)</i>	
	ACCESSORY ARM		
	EM300	100	
	EM301	150	
	EM302	200	
	EM303	250	
	EURO HOOK		
	EM304	100	
	EM305	150	
	EM306	200	
	EM307	250	
	90° SINGLE SHELF BRACKET *		
	EM310	150	
	EM311	228	
	EM312	300	
	90 HEAVY DUTY SHELF BRACKET *		<i>BLACK ONLY</i>
	EM317	300	
	EM318	380	
	10 BALL WATERFALL *		
	EM320		
	GARMENT HANGER *		
	EM321	10 NOTCH 35 PITCH	
	SINGLE GARMENT HANGING RAIL *		
	EM323	300	
	GARMENT HANGING RAIL *		
	EM324	580W x 350D	
	FLAT SHOE SHELF		
	EM331	294W x 100D	
	ANGLED SHOE SHELF LH		
	EM332	294W x 100D	
	ANGLED SHOE SHELF RH		
	EM333	294W x 100D	
	PICTURE HOOK		
	EM325	30D x 30H	
	GIFT WRAP RAIL		
	EM328	515W	
	BACK PLATE - only available in white		<i>WHITE ONLY</i>
	EM329	30D x 30H	
	SUCTION PADS FOR SHELF BRACKETS		
	EM330		
	RETRO WALL BLANK INFILL PLATE		
	EM335		

*** All shelf brackets, garment hangers, garment rails and waterfall brackets are only recommended for use with aluminium inserts.**

HUGE SAVINGS ON
STANDARD RANGE PRICE

ECONOMY RANGE

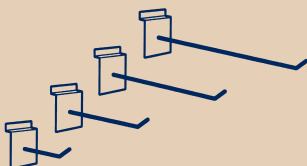
A cost effective range of the most popular metal accessories available
in a variety of sizes.

Available in Chrome finish to fit slatwall only.

PLEASE NOTE: Economy Range is not suitable for use with RETRO WALL.

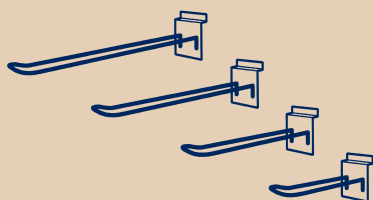
ACCESSORY ARMS

B300	100mm
B301	150mm
B302	200mm
B303	250mm



EUROHOOKS

B304	100mm
B305	150mm
B306	200mm
B307	250mm




8 BALL WATERFALL *
B320

GARMENT HANGER *
B321 12 NOTCH

**SINGLE GARMENT
HANGING RAIL ***
B323 300

GARMENT HANGING RAIL *
B324 600W x 350D



*** All shelf brackets, garment hangers, garment rails and waterfall brackets are only recommended for use with aluminium inserts.**

STOP PRESS

We are continually improving and adding new products to our range - call our sales team now for further information.

s d e a
Shop and Display Equipment Association

All goods are sold subject to our standard trading terms and conditions of sale, which are available upon request.

We reserve the right to change or alter any specification in an effort to constantly improve our products. E & OE.

Don Pedro Avenue
Normanton Industrial Estate
Normanton Wakefield
West Yorkshire WF6 1TD
England

Tel: +44 (0)1924 898080
Fax: +44 (0)1924 898050
E-mail: sales@eurekadisplay.com

www.eurekadisplay.com